


# 3T/L6600 Series

## Three Way Ball Valves

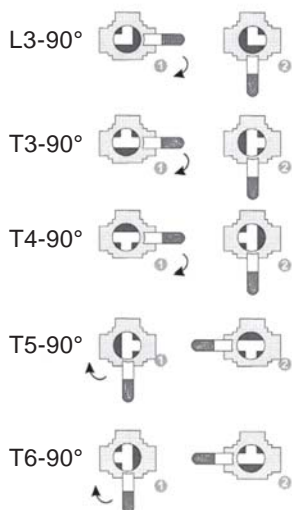
### Features & Benefits

- In sizes 1/4" through 2" full port in "T" port or "L" port
- Blow out proof stem
- 100% Electronically tested in open and closed position at 80 PSI
- ISO 5211 Mounting Pad
- Packing adjustable while actuator mounted to valve

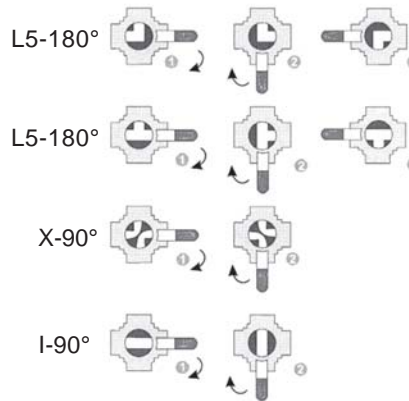


### Port Arrangement

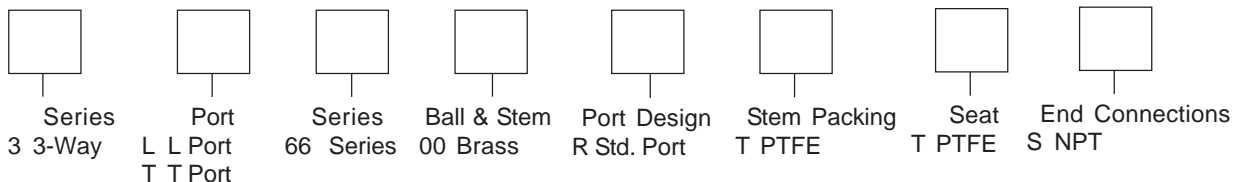
#### 3 Way



#### 4 Way

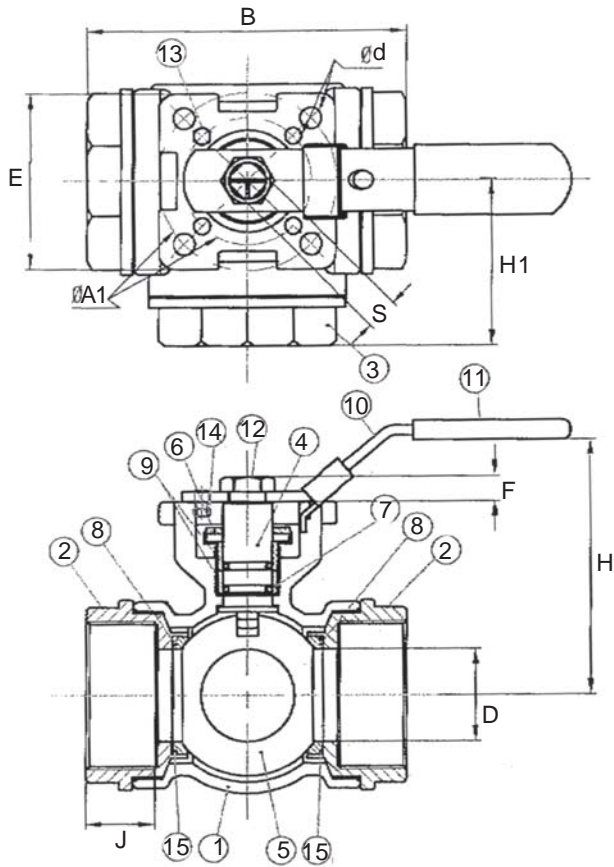


### Ordering Schematic



# Engineering

## Material Specification



Material Specifications			
No.	Part	Material	Quantity
1	Body	Bronze C84400	1
2	Body Cap	Bronze C84400	2
3	Body Cap	Bronze C84400	1
4	Stem	Brass B16	1
5	Ball	Brass C37700	1
6	Packing Nut	Brass	1
7	Gland Packing	Teflon	1
8	Seat	Teflon	4
9	O Ring	NBR	2
10	Handle	S304	1
11	Handle Cover	PVC	1
12	Handle Nut	Brass	1
13	Lock Pin	Steel	1
14	Nut	Steel	1
15	O Ring	EPDM	4

## Dimensions

Dimensions											
Size	B	J	S	E	F	D	H	H1	A1	d	ISO-5211
1/2"	74	18	9	48	8.5	15	67	34.5	36/42	6/6.5	F03/F04
3/4"	84	19	9	48	10.5	19	75	40.5	36/42	6/6.5	F03/F04
1"	98.5	22	11	48	10.5	24	85	49.3	42/50	6/6.5	F04/F05
1-1/4"	112	23	11	48	10.5	31	87.5	56	42/50	6/6.5	F04/F05
1-1/2"	123	23	11	69	14.7	36	113	63	50/70	6.5/8.5	F05/F07
2"	129	26	11	69	14.7	36	113	65	50/70	6.5/8.5	F05/F07